

**S4A INDUSTRIAL CO., LIMITED**



**GATEWAY**

**G3P** 

User Manual

# GATEWAY G3P

---

Model :	G3P
Dimensions :	70mm x 70mm x 26mm
Network port interface :	RJ45
Network port rate :	10M/100M
IEEE standard :	802.3
Power interface :	Type-C USB/PoE
Power input :	500mA

## Light Status

---




When the Gateway is powered on:

- Flashing Red/Blue lights:  
Stand-by mode - Ready to Pair
- Blue light: Normal mode
- Red light: Network failure


# Pair the Gateway with APP

---

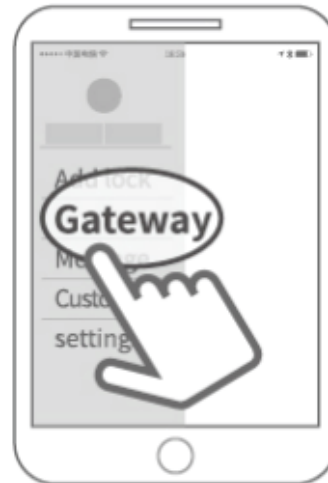
1 Open the APP



2 Tap the “☰” icon on the top left of the screen



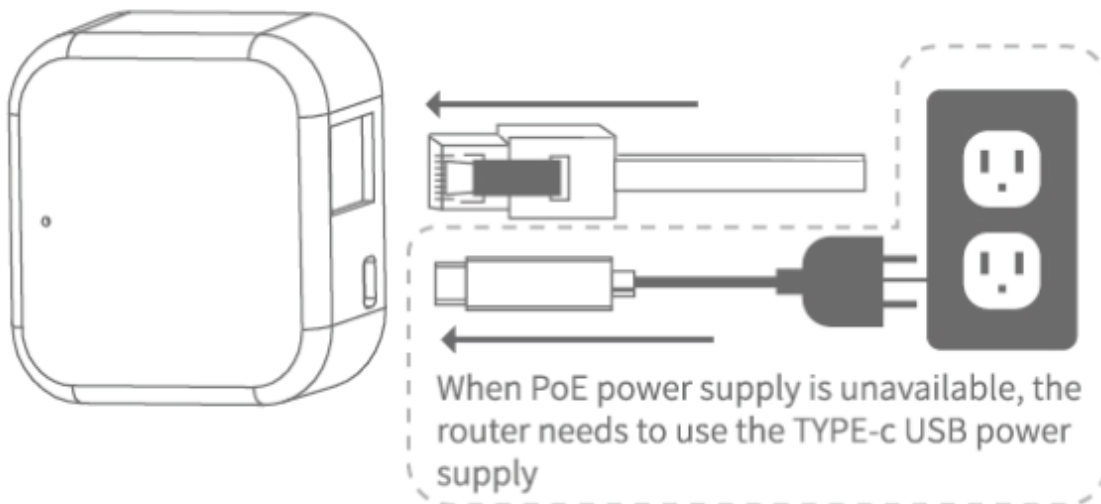
3 Select [**Gateway**]



4 Select [ **G3** ]



5 Connect the network cable to the gateway (with PoE power supply)



- 6 Tap “Next step” when the red and blue light flash alternatively



- 7 Tap “+” to add the gateway



⚠ Notice: If the above process times out, please power off and try again.

# Limited Warranty

---

1. For any defect in material and workmanship, the original purchaser of the product can:
  - 1) Return or ask for a replacement within 7 invoice days.
  - 2) Ask for a replacement within 15 invoice days.
  - 3) Ask for free repair in 365 invoice days.
2. This warranty does not cover defects caused by modification, alteration, misuse or physical abuse of the product.

## Disclaimer

We continuously optimize products as new technologies and features are developed. For this reason, we reserve the right to make alterations to the products without prior notice.



S4A Industrial Co., Limited

Address: The 2nd floor, Jinmin'an Industrial Zone, #529, Bulong Rd.  
Bantian St. Longgang Dist. Shenzhen, PRC.. CN 518131



Tel: +86 755 29450011

[www.s4a-access.com](http://www.s4a-access.com)